

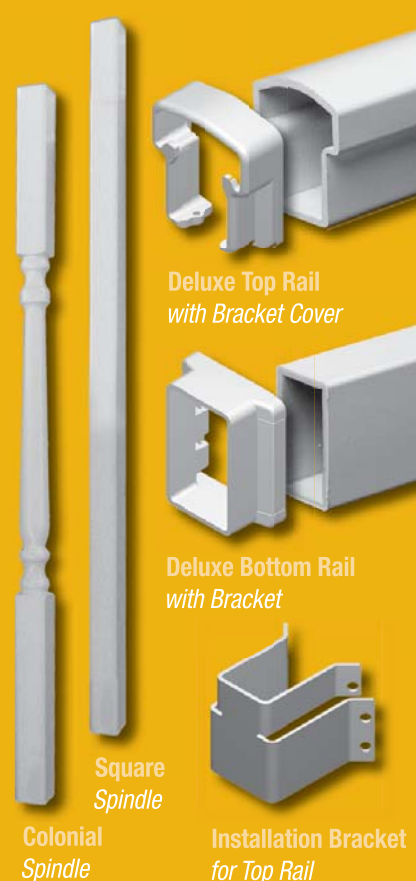
FYPON

QuickRail™ Systems



- ~ White UV Protected Finish Resists Fading
- ~ Never Needs Painting
- ~ Concealed Fasteners
- ~ Comes in Complete Kits for Easy Ordering
- ~ Quick and Easy to Install





- 1 440836SQDF
Straight Rail Kit
- 2 40050438PK
Complete Post Kit
- 3 4410836SQDS
Stair Rail Kit

Beauty is an art form. Installation is a science. QuickRail™ Systems

The unique combination of materials and design makes the QuickRail™ synthetic railing system one of the most technologically advanced railing systems on the market. QuickRail™ utilizes a unique manufacturing process which provides greater strength and is more resilient than standard PVC railing systems. Virtually maintenance free, it will not decay, warp, fade, chip, splinter or rust. Strong, resilient brackets and rails meet stringent ICC testing requirements. And simple, step-by-step installation ensures all QuickRail™ products live up to their name. **For installation instructions, please visit the Product Support section at www.fypon.com.**



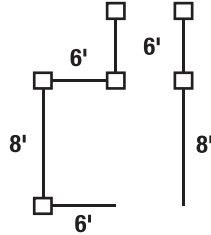
FYPON
It's How You Finish.™

How to Order

QuickRail™ Systems

QuickRail kits are available for both straight and stair applications. Each complete kit includes a Deluxe Top Rail, Flat Bottom Rail, Colonial or Square Spindles, Crush Block, Brackets, Bracket Covers and the necessary screws for fast installation.

First, plan your layout by determining the size and configuration of your porch, including any stairs. The most important step to building your order is creating an accurate layout. Check local building codes to determine minimum hand rail height, maximum rail span and structural post requirements for your area. Determine the number of rail and post kits you need to accommodate your layout.



Next, choose between Square or Colonial spindles. Then find the part number of the rail kit that meets your style, length, and height requirements.

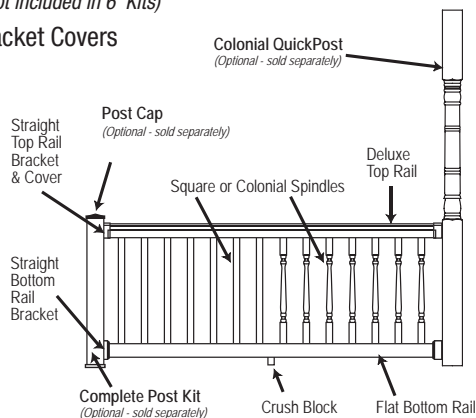
Finally, determine the size and style of any Complete Post Kits, QuickPosts, and Gate Kits needed.

Kit Contents

Straight & Stair Rail Kits

Each Straight or Stair Rail Kit includes the following:

- Deluxe Top Rail
- Top Rail Structural Insert *(not included in 6' kits)*
- Colonial or Square Spindles
- Bottom Rail
- Crush Block *(not included in 6' Kits)*
- Brackets & Bracket Covers
- Screw Pack



QuickRail™ Synthetic Railing Kits

Options & Features

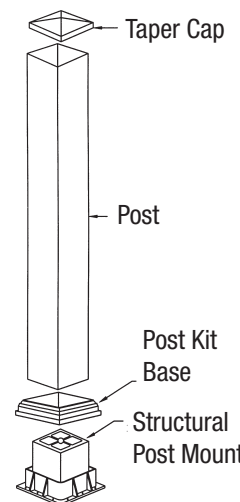
- **Height Options:** 36" or 42" hand rail height
- **Length Options:** 6', 8', 10' or 12' nominal length
- **Spindle Options:** Colonial or Square
- **Finish Color:** White or Tan *(special order)*
- **Application:** Straight or Stair *(24° - 40° slope)*
- **Additional Accessories:** Multi-Angle, 45° Angle, and Curved brackets are available by special order
- Conveniently packaged in one easy to carry box - each kit includes a top rail, bottom rail, spindles, brackets, bracket covers, crush block, structural insert and screws *(crush block & insert not included in 6' kits)*
- Can be attached to our Complete Post Kits, Post Sleeves, Column Wraps, QuickPost™ or a wall

IMPORTANT: 10' and 12' QuickRail Kits should be attached to a supporting column or wall. DO NOT attach directly to the 4" Complete Post Kit or Post Sleeve.

Complete Post Kit

Each Complete Post Kit includes the following:

- Post with structural post mount
- Mounting Hardware *(for ACQ pressure treated wood or masonry)*
- Taper Cap
- Post Kit Base



Gate Kit

Each Gate Kit includes the following:

- Deluxe Top Rail
- Flat Bottom Rail
- Square Spindles
- 2 Post Sleeves with Taper Caps
- Gate Hardware Kit

IMPORTANT: Gate Kit should NOT be attached to Complete Post Kit. It is recommended to attach the Gate Kit to a structural 4x4 treated post covered with a Post Sleeve.

Additional QuickRail Products

Fypon offers a full line QuickRail products including Grab Rail, additional Bracket Kits and individual components. Please visit www.fypon.com for more information on these products.

Newel Post Not Included in Kit

Straight Rail Kit with Square Spindles

| Part Number | Height | Length | Spindle Spacing | No. of Spindles |
|---|--------|--------|-----------------|-----------------|
| 440636SQDF 36" x 6' Square Kit | 36" | 72" | 4" | 13 |
| 440836SQDF 36" x 8' Square Kit | 36" | 96" | 4" | 17 |
| 441036SQDF 36" x 10' Square Kit | 36" | 120" | 4" | 22 |
| 441236SQDF 36" x 12' Square Kit | 36" | 144" | 4" | 26 |
| 440842SQDF 42" x 8' Square Kit | 42" | 96" | 4" | 17 |
| 441042SQDF 42" x 10' Square Kit | 42" | 120" | 4" | 22 |
| 441242SQDF 42" x 12' Square Kit | 42" | 144" | 4" | 26 |

Newel Post Not Included in Kit

Straight Rail Kit with Colonial Spindles

| Part Number | Height | Length | Spindle Spacing | No. of Spindles |
|---|--------|----------|-----------------|-----------------|
| 440636CLDF 36" x 6' Colonial Kit | 36" | 70 1/2" | 3 1/8" | 14 |
| 440836CLDF 36" x 8' Colonial Kit | 36" | 94 1/8" | 3 1/8" | 19 |
| 441036CLDF 36" x 10' Colonial Kit | 36" | 117 3/4" | 3 1/8" | 24 |

Newel Post & Straight Rail Not Included in Kit

Stair Rail Kit with Square Spindles

| Part Number | Height | Length | Spindle Spacing | No. of Spindles |
|---|--------|--------|-----------------|-----------------|
| 440636SQDS 36" x 6' Square Kit | 36" | 78" | 3 1/8" | 11 |
| 440836SQDS 36" x 8' Square Kit | 36" | 102" | 3 1/8" | 15 |
| 441036SQDS 36" x 10' Square Kit | 36" | 126" | 3 1/8" | 19 |
| 440842SQDS 42" x 8' Square Kit | 42" | 102" | 3 1/8" | 15 |

Newel Post & Straight Rail Not Included in Kit

Stair Rail Kit with Colonial Spindles

| Part Number | Height | Length | Spindle Spacing | No. of Spindles |
|---|--------|--------|-----------------|-----------------|
| 440636CLDS 36" x 6' Colonial Kit | 36" | 78" | 3 1/8" | 11 |
| 440836CLDS 36" x 8' Colonial Kit | 36" | 102" | 3 1/8" | 15 |
| 441036CLDS 36" x 10' Colonial Kit | 36" | 126" | 3 1/8" | 19 |



Gate Kit with Square Spindles

Gate Kit is shown with four Post Sleeves; only two are included with the kit. Additional Post Sleeves must be purchased separately.

| Part Number | Width | Height |
|---|-------|--------|
| 4436SQDFGK 34" x 36" Gate Kit | 34" | 36" |

Complete Post Kit

with Taper Cap & Base



| Part Number | Height | Inside Width | Outside Width |
|--|--------|--------------|---------------|
| 40050438PK 4" x 38" Post Kit | 38" | 3 5/8" | 4" |
| 40050444PK 4" x 44" Post Kit | 44" | 3 5/8" | 4" |

Colonial QuickPost

with Mounting Plate



Mounting plates included in Post Kit

| Part Number | Width | Height | Bottom Block Height | Load Bearing Capacity |
|--|--------|--------|---------------------|-----------------------|
| 40500588CL 5" x 8' 8" Post Kit | 4 1/4" | 8' 8" | 43" | 2,500 lbs. |
| 40500688CL 6" x 8' 8" Post Kit | 5 1/4" | 8' 8" | 43" | 5,000 lbs. |

Post Sleeve


and Accessories



| Part Number | Height | Inside Width | Outside Width |
|---|---------|--------------|---------------|
| 40050438PS 4" x 38" Post Sleeve | 38" | 3 5/8" | 4" |
| 40040404TC Taper Cap | 1 1/8" | — | — |
| 440040404PB New England Base | 1 9/16" | — | — |

Trim Kit

for 6" QuickPost



| Part Number | Inside Width | Outside Width | Height |
|----------------------------------|--------------|---------------|--------|
| 400600PWTk 6" Trim Kit | 5 1/4" | 7 1/8" | 1 1/2" |

